

Komplett-Typen Baureihe MN
Complete types Series MN

Polumschalter

Griff/Frontschild schwarz/silber sw/si
Schaltwinkel 45° und 60°

Multi-speed switches

handle/front plate black/silver bk/si
switching angle 45° and 60°

X Kontakt geschlossen/*contact closed*
X Kontakt geschlossen ohne Unterbrechung/
contact closed without interruption

Schaltbilder *Contact diagram*	**Schaltprogramm** *Contact arrangement*	**Dauerstrom I_{th}** *Rated Uninterrupted current I_{th}* A	**Leistung** *Rating* **AC 3** kW	**Leistung** *Rating* **AC 23A** kW	**Schaltkammer** *Contact chamber*	**Baureihe** *Series*
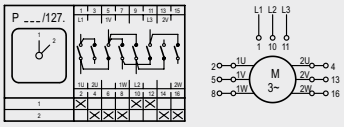	2 Drehzahlen Dahlander ohne 0-Stellung *2 speed switches, tapped windings, without 0-position*	20 25 32 40 63 80 125	5,5 5,5 7,5 11 18,5 37 45	7,5 7,5 11 15 22 37 45	5 5 4 4 4 4 4	104 105 151 251 451 656 756
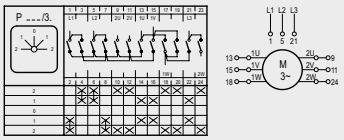	2 Drehzahlen Dahlander 2 Drehrichtungen *2 speed switches, tapped windings 2 rotating directions*	20 25 32 40 63 80 125	5,5 5,5 7,5 11 18,5 37 45	7,5 7,5 11 15 22 37 45	7 7 6 6 6 6 6	104 105 151 251 451 656 756
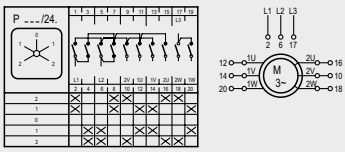	2 Drehzahlen 2 getrennte Wicklungen, 2 Drehrichtungen *2 speed switches, 2 separate windings, 2 rotating directions*	20 25 32 40 63 80 125	5,5 5,5 7,5 11 18,5 37 45	7,5 7,5 11 15 22 37 45	6 6 5 5 5 5 5	104 105 151 251 451 656 756
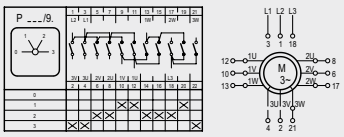	3 Drehzahlen Dahlander 1 und 2 *3 speed switches, tapped windings 1. and 2.*	20 25 32 40 63 80 125	5,5 5,5 7,5 11 18,5 37 45	7,5 7,5 11 15 22 37 45	7 7 6 6 6 6 6	104 105 151 251 451 656 756
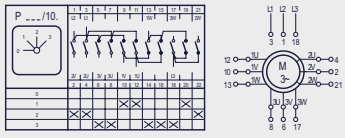	3 Drehzahlen Dahlander 1 und 3 *3 speed switches, tapped windings 1. and 3.*	20 25 32 40 63 80 125	5,5 5,5 7,5 11 18,5 37 45	7,5 7,5 11 15 22 37 45	7 7 6 6 6 6 6	104 105 151 251 451 656 756
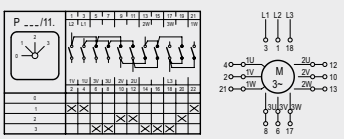	3 Drehzahlen Dahlander 2 und 3 *3 speed switches, tapped windings 2. and 3.*	20 25 32 40 63 80 125	5,5 5,5 7,5 11 18,5 37 45	7,5 7,5 11 15 22 37 45	7 7 6 6 6 6 6	104 105 151 251 451 656 756

Weitere Bauformen und Zusatzausrüstungen auf Seiten 4.21-4.51
Other applications and additional equipment please see pages 4.21-4.51

Maßzeichnungen/Abmessungen auf Seiten 4.21-4.32
Dimensional drawings please see pages 4.21-4.32

Weitere Frontschilder im Tausch (ohne Mehrpreis) auf Seiten 4.54-4.55
Frontplates available without surcharge please see pages 4.54-4.55

IP 54



Fronteinbau
mit 4-Lochbefestigung
4-hole front mounting

Typ/*Type*	**Best.Nr.**/*Part #*
P 104/127.0200	**MZ 10 216**
P 105/127.0200	**MZ 12 216**
P 151/127.0200	**MZ 17 216**
P 251/127.0400	**MZ 19 216**
P 451/127.0400	**MZ 21 216**
P 656/127.0600	**MZ 25 216**
P 756/127.0600	**MZ 27 216**
P 104/3.0200	**MZ 10 217**
P 105/3.0200	**MZ 12 217**
P 151/3.0200	**MZ 17 217**
P 251/3.0400	**MZ 19 217**
P 451/3.0400	**MZ 21 217**
P 656/3.0600	**MZ 25 217**
P 756/3.0600	**MZ 27 217**
P 104/24.0200	**MZ 10 218**
P 105/24.0200	**MZ 12 218**
P 151/24.0200	**MZ 17 218**
P 251/24.0400	**MZ 19 218**
P 451/24.0400	**MZ 21 218**
P 656/24.0600	**MZ 25 218**
P 756/24.0600	**MZ 27 218**
P 104/9.0200	**MZ 10 219**
P 105/9.0200	**MZ 12 219**
P 151/9.0200	**MZ 17 219**
P 251/9.0400	**MZ 19 219**
P 451/9.0400	**MZ 21 219**
P 656/9.0600	**MZ 25 219**
P 756/9.0600	**MZ 27 219**
P 104/10.0200	**MZ 10 220**
P 105/10.0200	**MZ 12 220**
P 151/10.0200	**MZ 17 220**
P 251/10.0400	**MZ 19 220**
P 451/10.0400	**MZ 21 220**
P 656/10.0600	**MZ 25 220**
P 756/10.0600	**MZ 27 220**
P 104/11.0200	**MZ 10 221**
P 105/11.0200	**MZ 12 221**
P 151/11.0200	**MZ 17 221**
P 251/11.0400	**MZ 19 221**
P 451/11.0400	**MZ 21 221**
P 656/11.0600	**MZ 25 221**
P 756/11.0600	**MZ 27 221**

IP 65



Fronteinbau
mit Zentralbefestigung
22,5mm und 30,5mm
Single-hole mounting
22,5mm und 30,5mm

Typ/*Type*	**Best.Nr.**/*Part #*
P 104/127.0260	**MZ 10 240**
P 105/127.0260	**MZ 12 240**
P 151/127.0260	**MZ 17 240**
P 251/127.0460	**MZ 19 240**
P 104/3.0260	**MZ 10 241**
P 105/3.0260	**MZ 12 241**
P 151/3.0260	**MZ 17 241**
P 251/3.0460	**MZ 19 241**
P 104/24.0260	**MZ 10 242**
P 105/24.0260	**MZ 12 242**
P 151/24.0260	**MZ 17 242**
P 251/24.0460	**MZ 19 242**
P 104/9.0260	**MZ 10 243**
P 105/9.0260	**MZ 12 243**
P 151/9.0260	**MZ 17 243**
P 251/9.0460	**MZ 19 243**
P 104/10.0260	**MZ 10 244**
P 105/10.0260	**MZ 12 244**
P 151/10.0260	**MZ 17 244**
P 251/10.0460	**MZ 19 244**
P 104/11.0260	**MZ 10 245**
P 105/11.0260	**MZ 12 245**
P 151/11.0260	**MZ 17 245**
P 251/11.0460	**MZ 19 245**

IP 54



Bodeneinbau
mit Schraubbefestigung
Screw-on Base mounting

Typ/*Type*	**Best.Nr.**/*Part #*
P 104/127.0202	**MZ 10 228**
P 105/127.0202	**MZ 12 228**
P 151/127.0202	**MZ 17 228**
P 251/127.0402	**MZ 19 228**
P 451/127.0402	**MZ 21 228**
P 656/127.0602	**MZ 25 228**
P 756/127.0602	**MZ 27 228**
P 104/3.0202	**MZ 10 229**
P 105/3.0202	**MZ 12 229**
P 151/3.0202	**MZ 17 229**
P 251/3.0402	**MZ 19 229**
P 451/3.0402	**MZ 21 229**
P 656/3.0602	**MZ 25 229**
P 756/3.0602	**MZ 27 229**
P 104/24.0202	**MZ 10 230**
P 105/24.0202	**MZ 12 230**
P 151/24.0202	**MZ 17 230**
P 251/24.0402	**MZ 19 230**
P 451/24.0402	**MZ 21 230**
P 656/24.0602	**MZ 25 230**
P 756/24.0602	**MZ 27 230**
P 104/9.0202	**MZ 10 231**
P 105/9.0202	**MZ 12 231**
P 151/9.0202	**MZ 17 231**
P 251/9.0402	**MZ 19 231**
P 451/9.0402	**MZ 21 231**
P 656/9.0602	**MZ 25 231**
P 756/9.0602	**MZ 27 231**
P 104/10.0202	**MZ 10 232**
P 105/10.0202	**MZ 12 232**
P 151/10.0202	**MZ 17 232**
P 251/10.0402	**MZ 19 232**
P 451/10.0402	**MZ 21 232**
P 656/10.0602	**MZ 25 232**
P 756/10.0602	**MZ 27 232**
P 104/11.0202	**MZ 10 233**
P 105/11.0202	**MZ 12 233**
P 151/11.0202	**MZ 17 233**
P 251/11.0402	**MZ 19 233**
P 451/11.0402	**MZ 21 233**
P 656/11.0602	**MZ 25 233**
P 756/11.0602	**MZ 27 233**