RFT
Interface Relay

Shenler

- Space-saving, easy to install
- High contact load
- With non-polarity LED integrated in relay
- With lockable test button and inspection window



Specifications

Output			
Contact arrangement		1C	2C
Rated current / voltage	Resistance	12A/250VAC 30VDC	8A/250VAC 30VDC
	Motor load	1/3HP, 240VAC	1/6HP, 240VAC
Breaking capacity max.		3000VA,360W	2000VA,240W
Breaking capacity min.		170mW(17V/10mA)	
Contact material		$AgSnO_2$	
Initial contact resistance		≤50mΩ	
Mechanical endurance(18000 Ops/h)		≥2000x10^4 operations	
Electrical endurance(1800 Ops/h)		≥20×10^4 operations / AC Load, ≥10×10^4 operations / DC Load,	
Input			
Coil power		DC≈0.53W / AC1.0VA±10%	
Operate voltage(25℃)(rated voltage)		DC≤75% / AC≤80% 50/60Hz	
Release voltage(25℃)(rated voltage)		DC≥10% / AC≥30% 50/60Hz	
Max. voltage (25℃)(rated voltage)		110%	
Operate time(rated voltage)		≤20ms	
Release time(rated voltage)		≤10ms	
General			
Operating ambient temperature/humidity		-40~+70°C/5%~85%RH(No condensation)	
Storage ambient temperature/humidity		-55~+85°C/5%~68%RH	
Atmospheric pressure		86~106KPa	
Shock resistance		10G (half-sine shock pulse: 11ms)	
Vibration resistance		10~55Hz double-amplitude:1.0mm	
Certification	Relay		
	Socket		
Unit weight(g)		RFT≈18、RFT-LT≈20	
Insulation(IEC 60664 UL 840)			
Rated voltage		250VAC	
Insulation resistance		≥1000MΩ 500VDC	
Initial dielectric strength	Between open contacts	1000VAC/1min (leakage current 1mA)	
	Between adjacent contact	3000VAC/1min (leakage current 1mA)	
	Between contact and coil	5000VAC/1min (leakage current 1mA)	
Overvoltage category		III	
Pollution degree		3	
Protection category		IP20	

Wiring Diagrams

RFT1CO

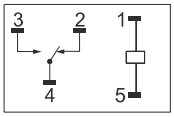

RFT2CO

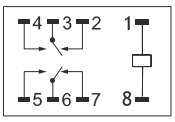

RFT1COL AC
RFT1COLT AC

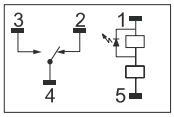

RFT2COL AC
RFT2COLT AC

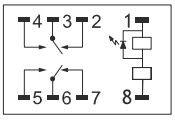

RFT1COL DC
RFT1COLT DC

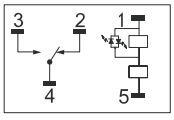

RFT2COL DC
RFT2COLT DC

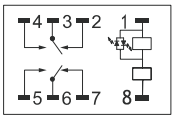

RFT1COLD DC
RFT1COLTD DC

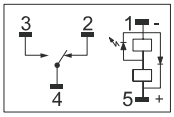

RFT2COLD DC
RFT2COLTD DC

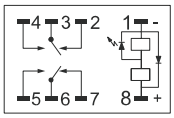

RFT1COLD1 DC
RFT1COLTD1 DC

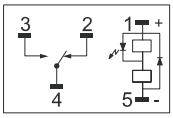

RFT2COLD1 DC
RFT2COLTD1 DC

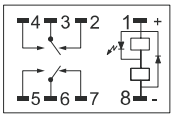

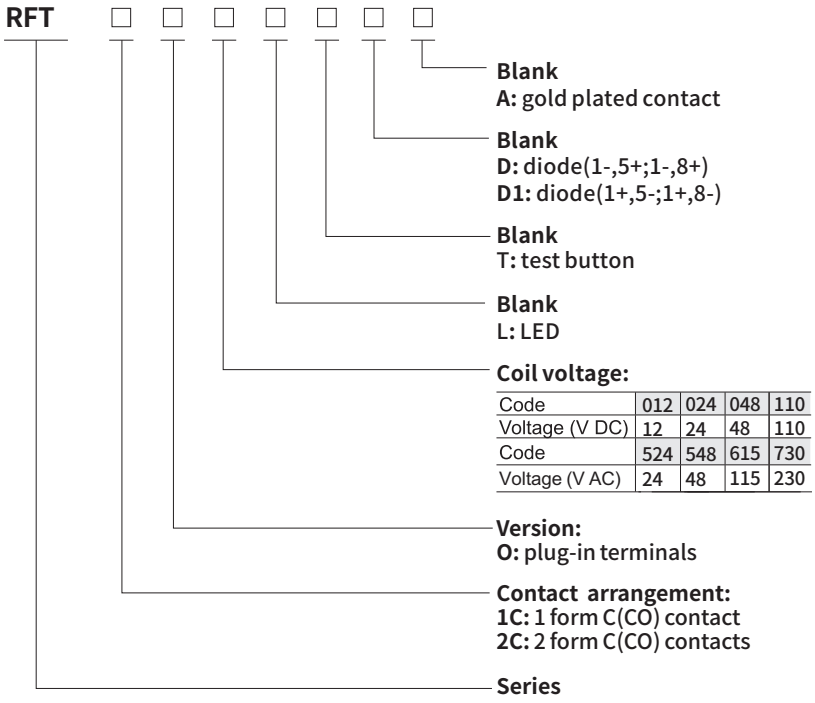

Selection example: RFT1CO024LTD1, RFT series, 1C 1-pole C/O contact (SPDT), plug-in terminals, 24VDC coil voltage, equipped with LED, test button, and protection diode.

DC Input		12VDC	24VDC	48VDC	110VDC
Rated voltage (VDC)		12	24	48	110
Rated current (mA)		44.4	21.8	11.2	4.8
Coil resistance (Ω±10%)		270	1100	4400	22800 (Ω±15%)
Operate/Release voltage(V)		9/1.2	18/2.4	36/4.8	82.5/11
Coil power (±10% W)		0.53	0.52	0.54	0.53
Ordering Information					
1C	Without LED	RFT1CO012	RFT1CO024	RFT1CO048	RFT1CO110
	With LED	RFT1CO012L	RFT1CO024L	RFT1CO048L	RFT1CO110L
	With LED + test button	RFT1CO012LT	RFT1CO024LT	RFT1CO048LT	RFT1CO110LT
	With LED + diode	RFT1CO012LD	RFT1CO024LD		
			RFT1CO024LD1		
	With LED + test button + diode	RFT1CO012LTD	RFT1CO024LTD		RFT1CO110LTD
		RFT1CO012LTD1	RFT1CO024LTD1		RFT1CO110LTD1
2C	Without LED	RFT2CO012	RFT2CO024	RFT2CO048	RFT2CO110
	With LED	RFT2CO012L	RFT2CO024L		RFT2CO110L
	With LED + test button	RFT2CO012LT	RFT2CO024LT	RFT2CO048LT	RFT2CO110LT
	With LED + diode	RFT2CO012LD	RFT2CO024LD		
			RFT2CO024LD1		
	With LED + test button + diode	RFT2CO012LTD	RFT2CO024LTD	RFT2CO048LTD	RFT2CO110LTD
		RFT2CO012LTD1	RFT2CO024LTD1	RFT2CO048LTD1	RFT2CO110LTD1

AC Input		24VAC	48VAC	115VAC	230VAC
Rated voltage(VAC)		24	48	115	230
Rated current 50Hz(mA)		45	21	9.27	4.89
Rated current 60Hz(mA)		42.5	20	7.88	4.16
Coil resistance(Ω±10%)		260	1100	6300(Ω±15%)	23500(Ω±15%)
Operate/Release voltage(V)		19.2/7.2	38.4/14.4	92/34.5	184/69
Coil power 50Hz (±10% VA)		1.08	1.01	1.07	1.1
Coil power 60Hz		1.02	0.96	0.91	0.96
1C	Without LED	RFT1CO524	RFT1CO548	RFT1CO615	RFT1CO730
	With LED	RFT1CO524L	RFT1CO548L	RFT1CO615L	RFT1CO730L
	With LED + test button	RFT1CO524LT	RFT1CO548LT	RFT1CO615LT	RFT1CO730LT
2C	Without LED	RFT2CO524	RFT2CO548	RFT2CO615	RFT2CO730
	With LED	RFT2CO524L	RFT2CO548L	RFT2CO615L	RFT2CO730L
	With LED + test button	RFT2CO524LT	RFT2CO548LT	RFT2CO615LT	RFT2CO730LT

Accessories	
1C Socket	* SRT05-E, SRT05-ES, SRU05-E, SRU05-ST, SRT05-P
2C Socket	* SRT08-E, SRT08-ES, SRU08-E, SRU08-ST, SRT08-P
Bus jumper	SR08C (SRT), SR08B (SRU-E), ST01CC (SRU-ST)
ID tag	SR2P (SRU)
Module	AMD (SRU)

*Note: SRT05-E，SRT08-E，SRT05-ES，SRT08-ES retaining clip is included as standard. For relay with gold-plated contacts, please contact your local sales representative for a quotation.

Contact Specifictions

RFT1CO / RFT1CO-LT

Electrical endurance

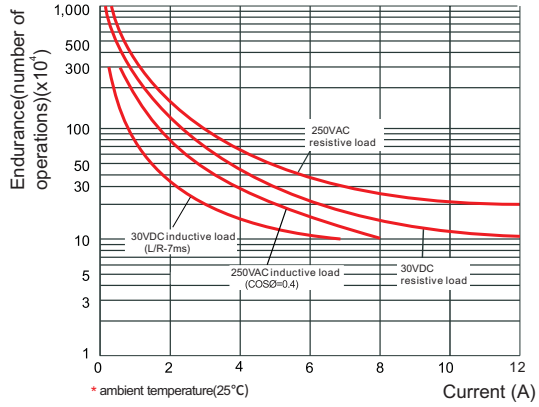

Breaking capacity max.

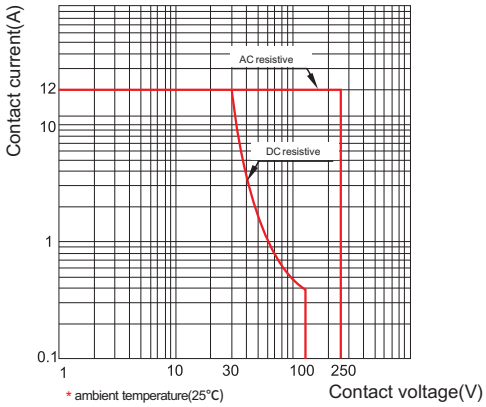

RFT2CO / RFT2CO-LT

Electrical endurance

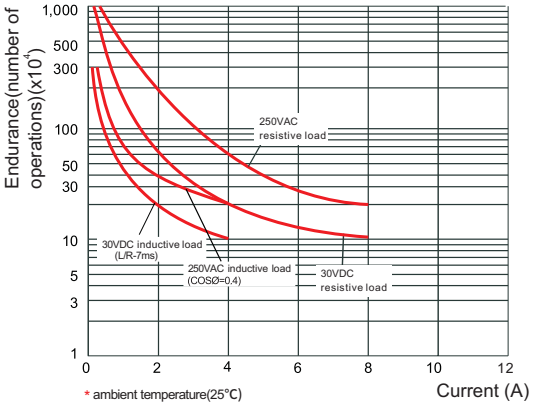

Breaking capacity max.

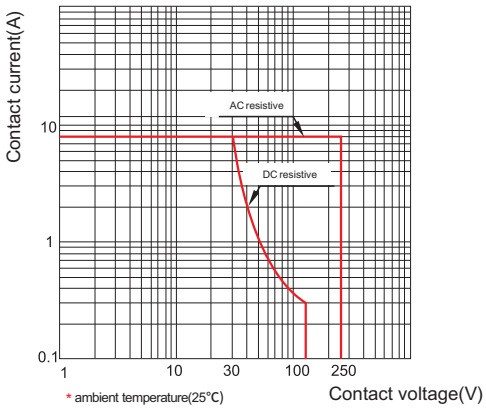

Dimensions(mm)

RFT1CO

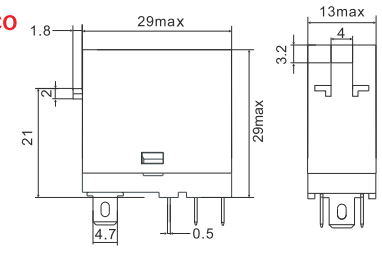

RFT1CO-LT

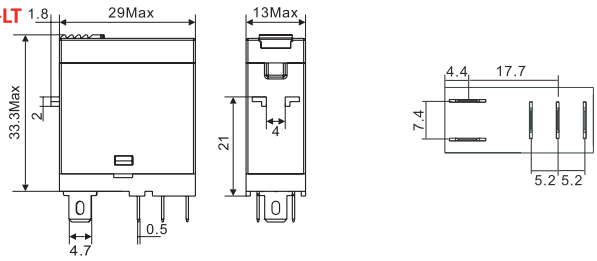

RFT2CO

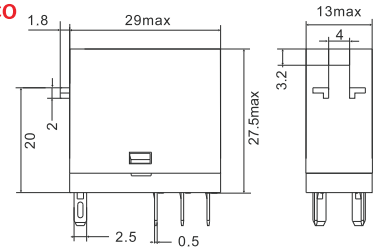

RFT2CO-LT

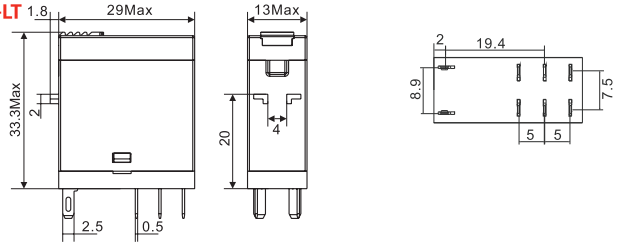

Shenler



SRT05-E SRT08-E SRT05-ES SRT08-ES

Socket

Model No.		SRT05-E,SRT05-ES	SRT08-E,SRT08-ES
Rated load current		16A	10A
Rated load voltage		300V	
Dielectric strength	Between coil and contact	4000V/min	
	Between contacts	2500V/min	
Screw torque		0.5-1.0Nm(Adjust the tightening torque appropriately within the specified range according to the wire gauge.)	
Wiring range(screw terminal)		0.5~2.5mm²	
Operating ambient temperature		-40~+85℃	
Length x Width x Height(mm)		73.3 x 16 x 30 (-E), 73 x 16 x 30 (-ES)	
Unit weight(g)		22	27

Wiring Diagrams

①⑤ : A1 A2
② : NC
③ : NO
④ : COM

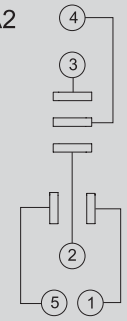

SRT05-E
SRT05-ES

①⑧ : A1 A2
②⑦ : NC
④⑤ : NO
③⑥ : COM

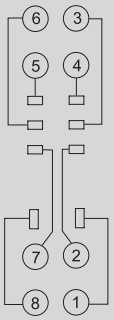

SRT08-E
SRT08-ES

Dimensions(mm)

SRT05-E SRT08-E SRT05-ES SRT08-ES

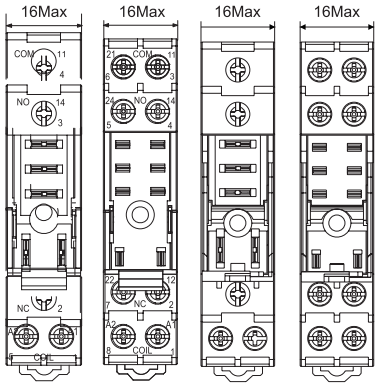

SRT05-E
SRT08-E

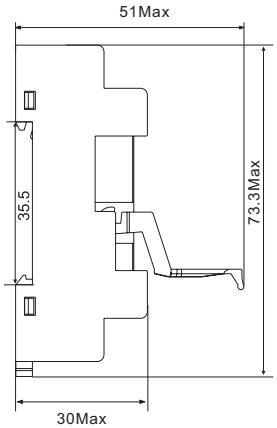

SRT05-ES
SRT08-ES

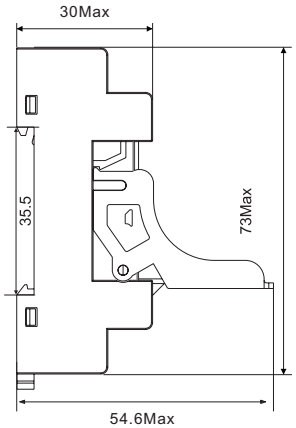

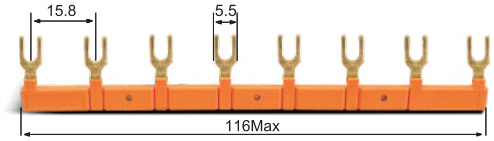

Bus Jumper SR08C

RFT
Socket for Relay

Shenler

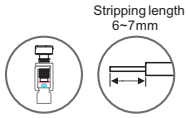





SR20T *1 SR20U
Plastic clip



SRU05-E



SRU08-E



SRU05-ST



SRU08-ST

SR2P
ID tag



AMD
Module

Socket

Model No.	SRU05-E , SRU05-ST	SRU08-E , SRU08-ST
Rated load current	16A	10A
Rated load voltage	300V	
Dielectric strength Between coil and contact	4000V/min	
Dielectric strength Between contacts	2500V/min	
Wiring range(screw terminal)	0.5~2.5mm²	
Operating ambient temperature	-40~+85℃	
Length x Width x Height(mm)	80 x 15.8 x 61.5(-E) , 102 x 16 x 43(-ST)	
Unit weight(g)	35	43

*1 Suited for relays with test button. Accessories not included with socket.

Dimensions(mm)

SRU05-ST SRU08-ST

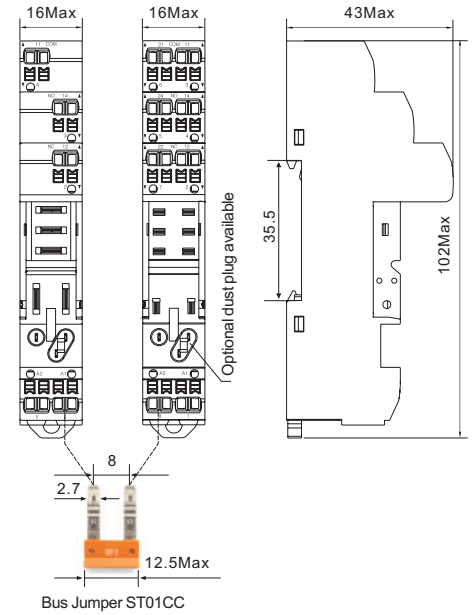

SRU05-E SRU08-E

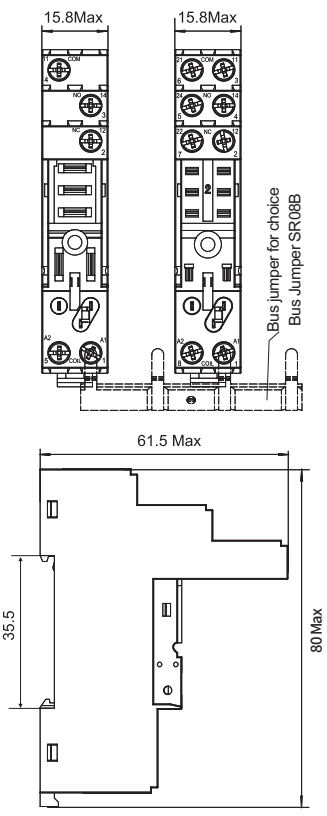

Wiring Diagrams

①⑤ : A1 A2
② : NC
③ : NO
④ : COM

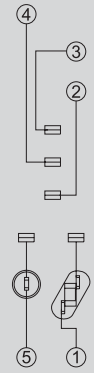

SRU05-E
SRU05-ST

①⑧ : A1 A2
②⑦ : NC
④⑤ : NO
③⑥ : COM



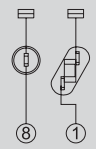

SRU08-E
SRU08-ST

Shenler



SRT05-P



SRT08-P

Socket

Model No.		SRT05-P	SRT08-P
Rated load current		16A	10A
Rated load voltage		300V	
Dielectric strength	Between coil and contact	4000V/min	
	Between contacts	2500V/min	
Operating ambient temperature		-40~+85℃	
Unit weight(g)		4	

Wiring Diagrams

①⑤ : A1 A2
② : NC
③ : NO
④ : COM

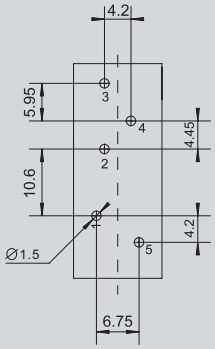

SRT05-P

①⑧ : A1 A2
②⑦ : NC
③⑥ : COM
④⑤ : NO

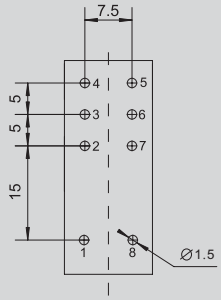

SRT08-P

Dimensions(mm)

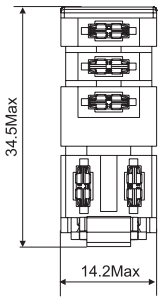

SRT05-P

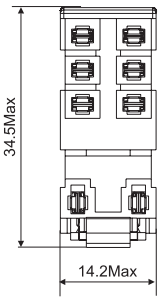

SRT08-P

